

WOODFORD SHOW RANCH HORSE PROGRAM

DIVISIONS:

OPEN: Any rider that takes remuneration for training horses, starting colts, giving lessons. Anyone that is experienced at showing and has won events in western riding.

AMATEUR: An amateur must not have shown, judged, trained, nor instructed another person in riding or training a horse for remuneration. An amateur may accept prizes, payback, or purses for events and maintain Amateur status.

BEGINNER: Riders of any age who are in their first year of showing. Riders in this class may ride their horses 2 handed in a snaffle bit if they are over 6 years of age (In other classes horses over 6 years of age must be shown one handed in a bridle bit). If a rider is competing in a bridle bit they must ride one handed.

YOUTH: A Youth that is 18 years old or younger on January 1 is eligible for the youth program through the end of the event year. Youth (18 years and younger) may not ride a stallion.

What do I have to wear to compete?

Not too fancy - but a long sleeved collared western shirt and cowboy hat and boots are required. Riding helmets are permissible.

What about tack?

Traditional ranch work saddles and bridles (not too much silver) are most often used. Split reins or a romal are acceptable. Horses are to be shown in a natural state, no braiding of manes and tails. Protective leg boots cannot be worn in the conformation class. Horses can be ridden in a fender style saddle. No mechanical equipment is allowed ie nosebands, martingales gag bits etc.

***Refer to AQHA rule book for eligible tack- available on the AQHA website**

All breeds of horses are eligible

CLASSES

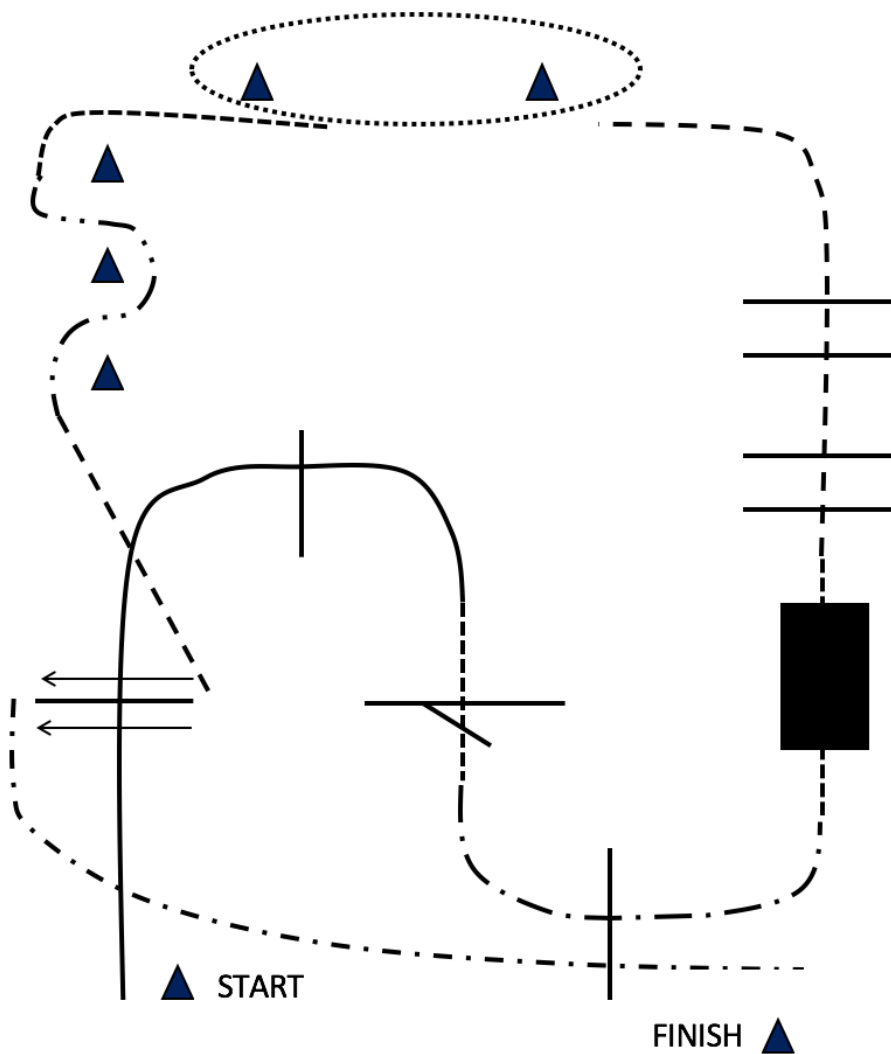
Ranch Trail – Obstacles found in a ranch trail pattern are approximate to those found during the course of everyday work. Judges are looking for a well-trained, responsive and well-mannered horse that can correctly navigate and negotiate the course, and to do so in a correct and efficient manner.

Maneuvers include riding over obstacles, opening and closing hinged gates, riding across bridges, backing, sidepasses and dragging objects

Ranch Rail- The purpose of the working western rail is to reward a) the natural self-carriage of a working horse; b) a ground-covering, forward-moving stride without excessive speed; c) balance; d) cadence; e) ease of use. This class will be judged as a rail class but individuals working off the rail will receive equal reward. Passing is permissible as long as the horse maintains proper cadence and rhythm. This class will be judged on performance, athletic ability and correct movement. The overall manners and responsiveness of the horse in a smooth and correct way will be rewarded. Horses shall be asked to show at a walk, trot and lope in both directions on the rail; extended walk, extended trot and extended lope are required in at least one direction. Horses will be required to back. Rewarded will be: a) natural turnout of horse (no hoof black, braided/banded manes or tails, artificial tails); b) cowboy-like turnout of exhibitor; c) working equipment; and d) natural appearance of the horse from head to tail.

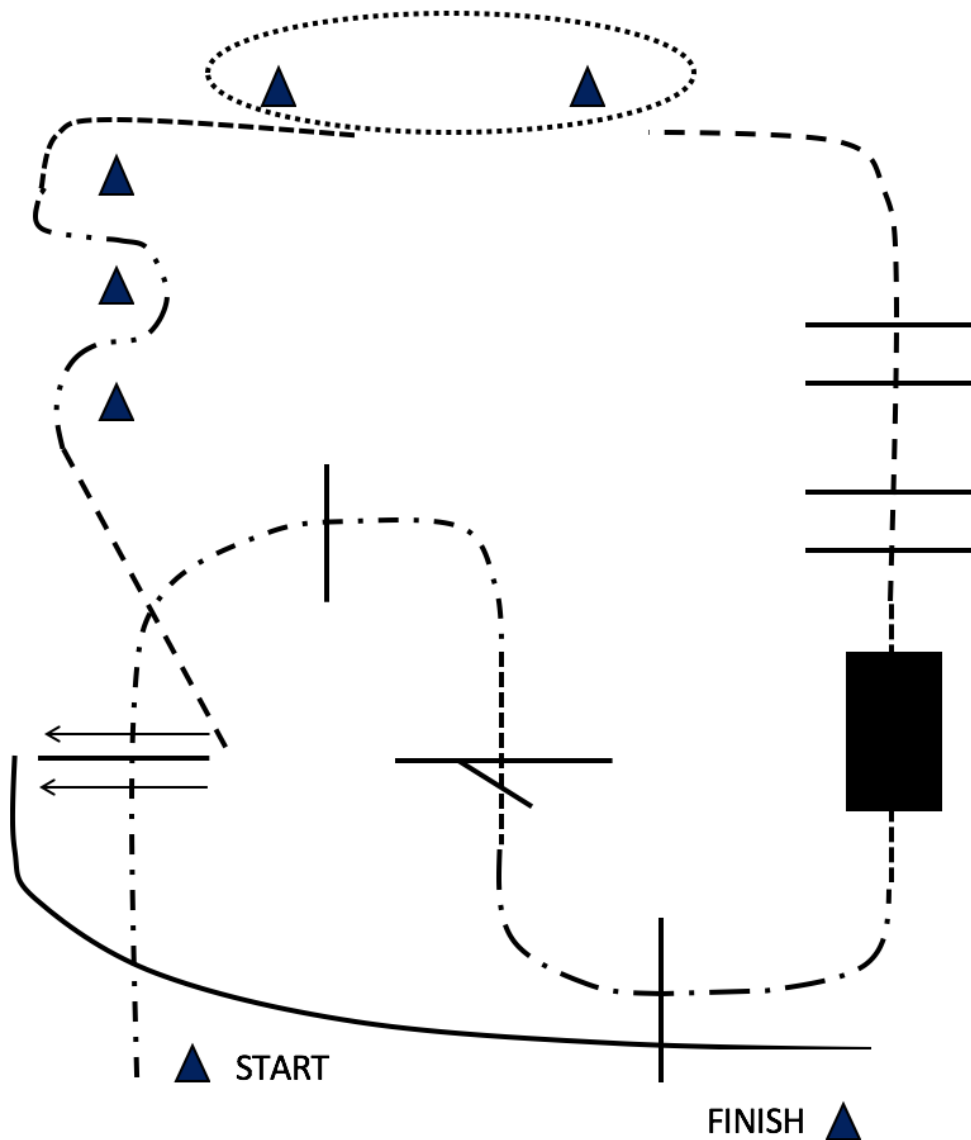
Ranch Riding -The ranch riding horse should simulate a horse riding outside the confines of an arena and reflect the versatility, attitude and movement of a working horse. The class is judged on the horse's ability to work at a forward, working speed while performing the required and optional maneuvers. The required maneuvers are the walk, jog and lope (both directions), the extended trot and extended lope at least one direction as well as stops, back and one change of direction. The optional maneuvers are sidepass; turns of 360 degrees or more; change of lead (simple or flying); walk, jog or lope over poles or other reasonable maneuvers a ranch horse could perform. Scoring is on a 0-100 point scale with 70 denoting an average performance

Ranch Trail Amateur, Open



- Lope right lead over logs to gate
- Work gate
- Extended trot to bridge
- Walk over bridge
- Trot over logs to drag
- Drag around markers to the right
- Walk to markers and back through
- Trot to log and side pass to the right
- Extended trot over log to finish

Ranch Trail Beginner, Youth



Extended trot over logs to gate

Work gate

Extended trot over log to bridge

Walk over bridge

Trot over logs

Pick up coat and carry around marker to the right and replace coat

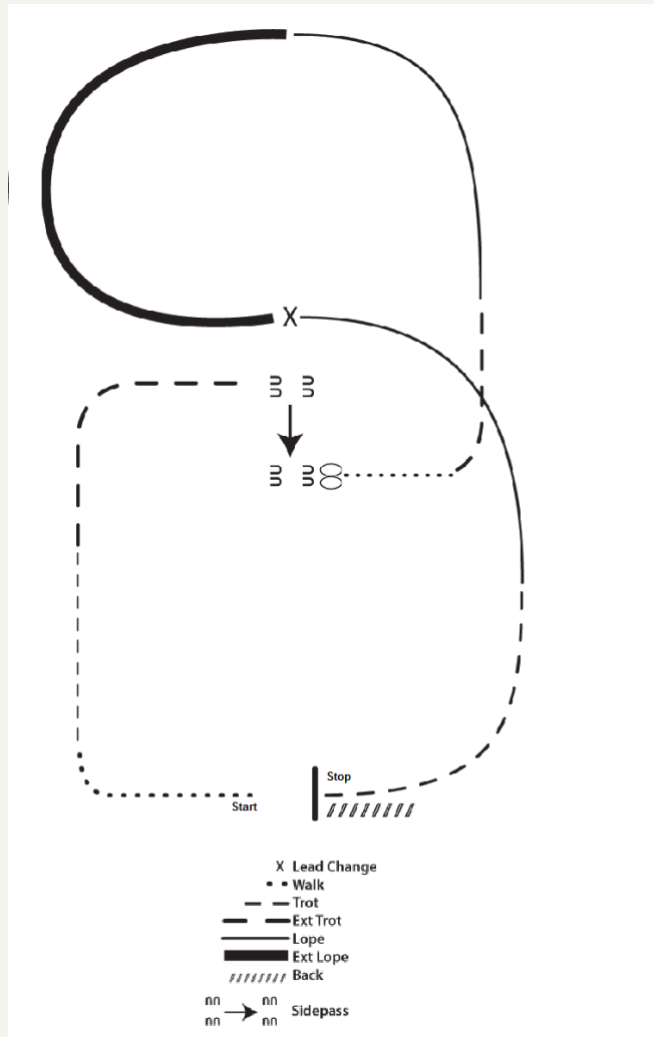
Walk to markers and back through

Trot to log and side pass to the right

Extended trot over lope to finish

Ranch Riding Pattern 3 Youth & Beginner

Ranch Riding Pattern 3



1. Walk to the left around corner of the arena
2. Trot
3. Extend alongside of the arena and around the corner to centre
4. Stop, side pass right
5. 360 turn each direction (either way first)
6. Walk
7. Trot
8. Lope left lead
9. Extend the lope
10. Change leads (simple or flying)
11. Collect to the lope
12. Extend Trot
13. Stop and back

WOODFORD SHOW RANCH COMPETITION
ENTRY FORM

CLASSES ARE ALL \$10

RIDERS NAME: _____

HORSES NAME: _____

DIVISION _____

CLASSES ENTERED _____

EMAIL _____

PHONE NUMBER _____

Email entries to naomi@sundancehorsemanship.com

And pay entries to: Sundance Park BSB 084 970 Account 649857324

CONDITIONS OF ENTRY

1. No refunds
2. If program changes are necessary information will be available on the Woodford Show facebook page
3. All competitors and assistants are required to pay normal show entry fees to access the grounds.

I understand that I am entering as a competitor of this competition/ event at my own risk to both my person(s) and property. I absolve Woodford A P & I Association and Sundance Park from any liability however arising from injury or damage. I accept the rules of QAS and Woodford A P and I Association and have completed a separate Horse Health Declaration.

SIGNED DATE.....

Parent/ guardian to sign if under 18 years.